1. 다음 무늬는 어떤 모양을 밀기 방법을 이용하여 만든 것입니까?

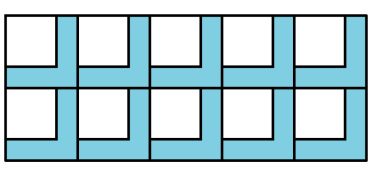

①

②

③

④

⑤

2. 다음 무늬는 모양을 어떻게 사용하여 만들었습니까?

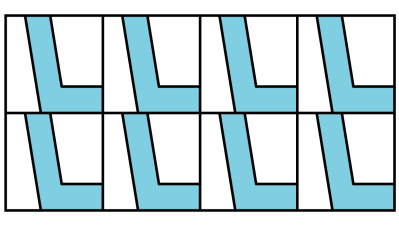

① 뒤집기 ② 돌리기 ③ 밀기

④ 뒤틀기 ⑤ 뒤집고 돌리기

3. 다음 무늬는 어떤 모양을 뒤집어 가며 이어 붙여서 만든 모양입니까?

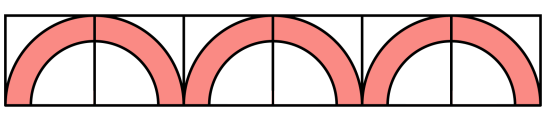

①

②

③

④

⑤

4. 다음 무늬는 어떤 모양을 어떻게 움직여서 만든 것입니까?

답: _____

5. 다음 도형을 오른쪽으로 밀었을 때의 도형을 가, 나 중 고르시오.

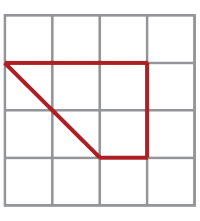

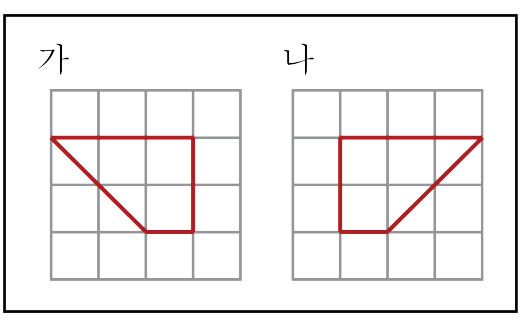

답: _____

6. 다음 모양 조각을 오른쪽으로 밀었을 때의 모양을 찾아 기호를 쓰시오.

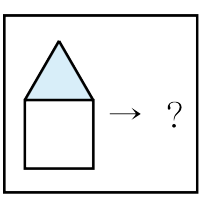

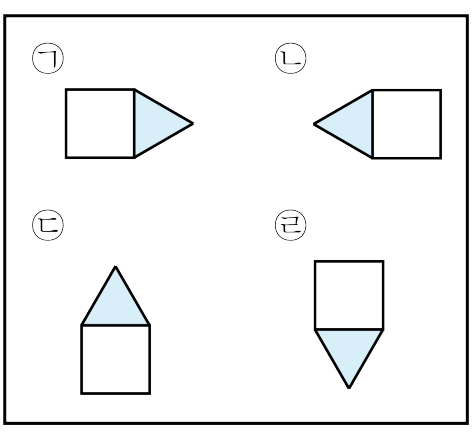

답: _____

7. 다음 도형을 왼쪽으로 뒤집었을 때의 도형을 가, 나 중 고르시오.

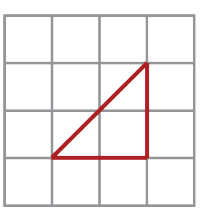

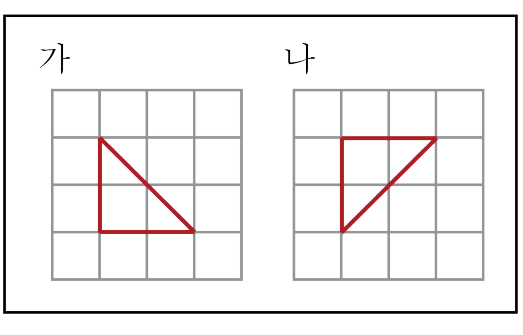

답: _____

8. 도형을 시계 방향으로 90°만큼 돌렸을 때의 도형을 가, 나 중 고르시오.

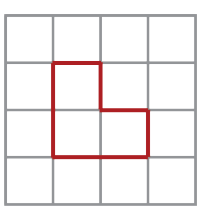

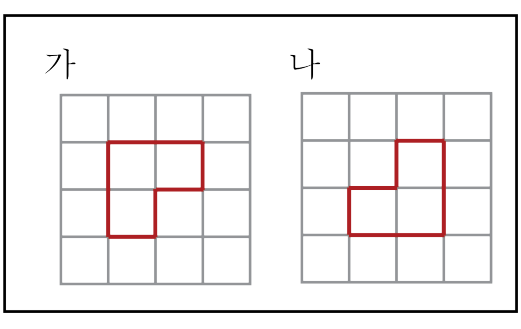

답: _____

9. 도형을 시계 방향으로 270°만큼 돌렸을 때의 도형을 가, 나 중 고르시오.

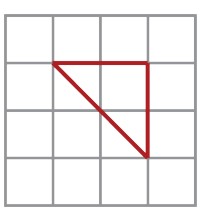

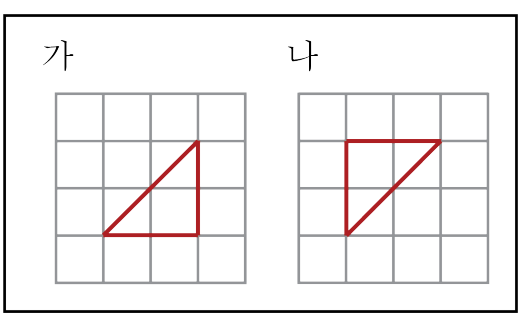

답: _____

10. 도형을 시계 반대 방향으로 270°만큼 돌렸을 때의 도형을 가, 나 중 고르시오.

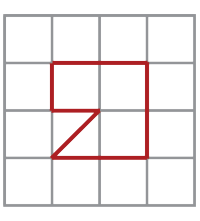

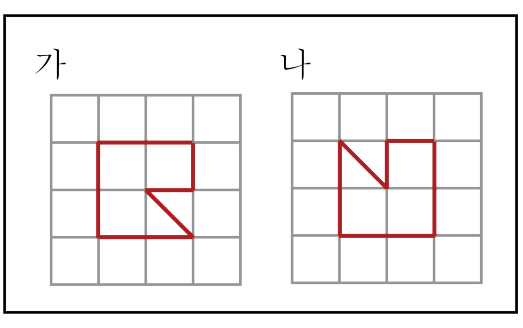

답: _____

11. 다음 중 도형을 주어진 방향으로 돌렸을 때 같은 모양이 되는 것은 어느 것입니까?

①

②

③

④

⑤

12. 도형을 시계 방향으로 360°만큼 돌렸을 때의 도형을 가, 나 중 고르시오.

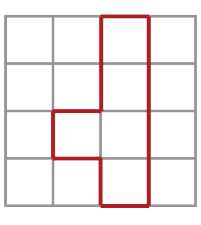

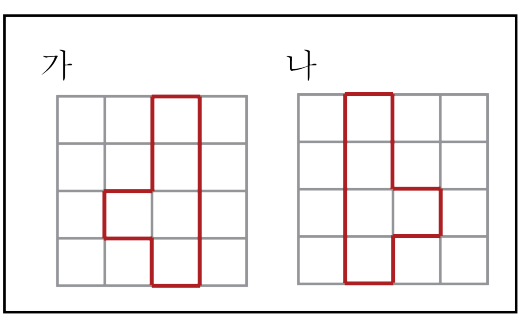

답: _____

13. 다음 중 뒤집기 한 모양과 밀기 한 모양이 다르게 될 수 있는 것을 고르시오.

14. 도형을 오른쪽으로 뒤집고 시계 방향으로 90°만큼 돌렸을 때의 도형은 어느 것입니까?

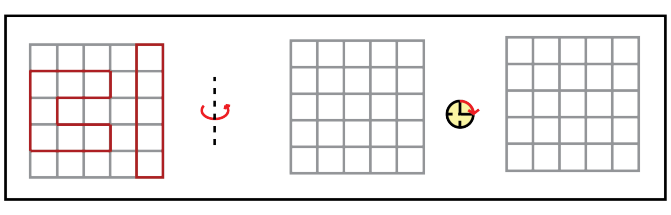

①
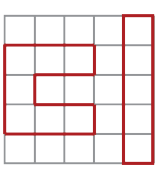

②
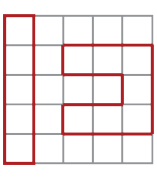

③
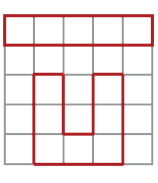

④
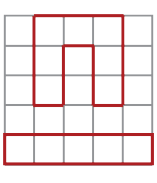

⑤
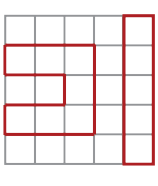

15. 뒤집기하여 처음과 같은 모양을 얻을 수 <u>없는</u> 알파벳은 모두 몇 개입니까?

A	B	E	G	H
I	K	L	M	N
O	P	S	T	U

답: _____ 개

16. 다음 도형의 이동에 대한 설명을 보고 □ 안에 알맞은 수를 써넣으시오.

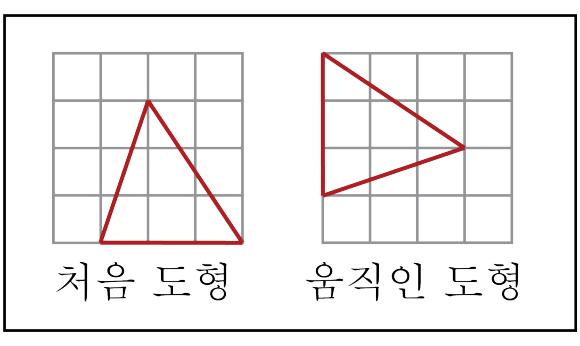

처음 도형을 왼쪽으로 뒤집고 시계 방향으로 □ °돌리면 움직인 도형이 됩니다.

답: _____

17. 왼쪽 도형을 움직여 오른쪽 도형이 되었을 때, 이동으로 알맞은 것을 모두 고르시오.

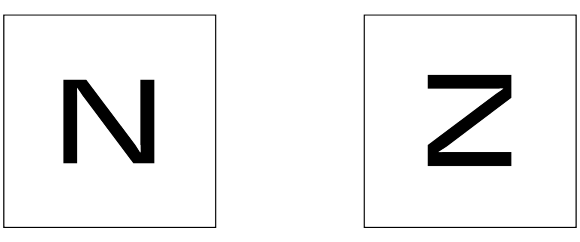

㉠ 시계 방향으로 90°돌리기
㉡ 시계 반대 방향으로 90°돌리기
㉢ 시계 방향으로 180°돌리고 왼쪽으로 뒤집기
㉣ 위쪽으로 뒤집고 시계 방향으로 270°돌리기

답: _____

답: _____

18. 도형을 시계 방향으로 90°만큼 돌리고 왼쪽으로 뒤집었을 때의 도형은 어느 것입니까?

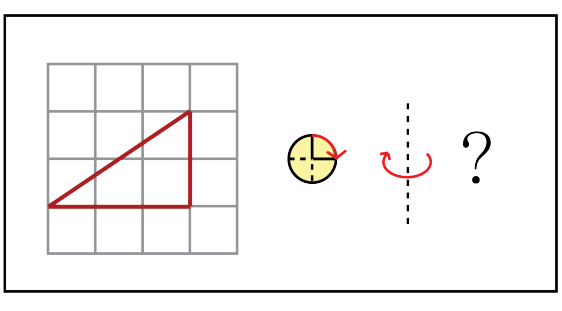

① 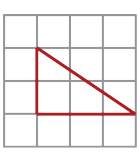

② 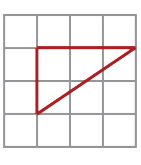

③ 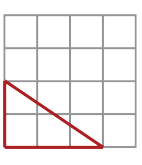

④ 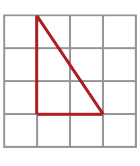

⑤ 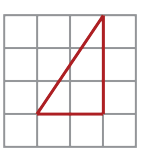

19. 도형을 시계 반대 방향으로 180°만큼 돌리고 오른쪽으로 뒤집었을 때의 도형은 어느 것입니까?

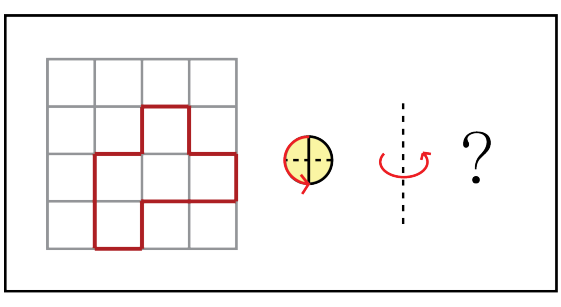

①
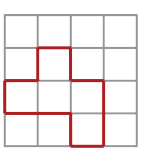

②
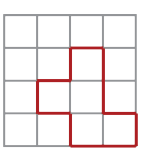

③
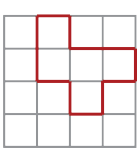

④
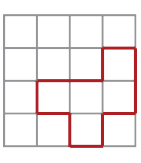

⑤
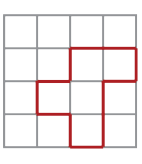

20. 도형을 오른쪽으로 밀고 왼쪽으로 5번 뒤집은 다음 시계 방향으로 180°만큼 돌렸을 때의 도형은 어느 것입니까?

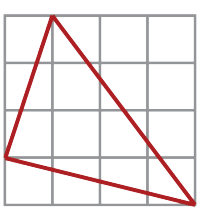

①
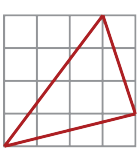

②
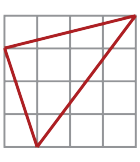

③
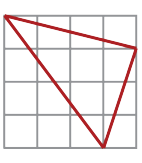

④
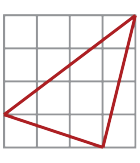
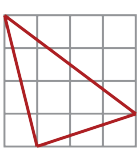
⑤