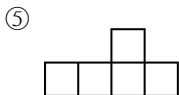
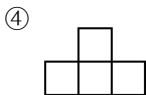
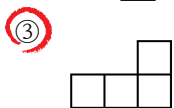
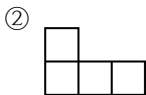
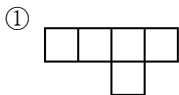
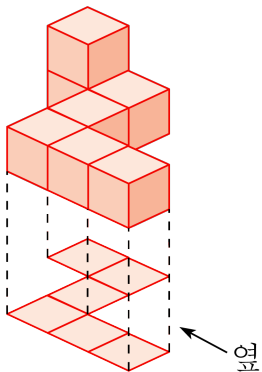


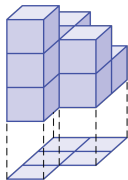
1. 쌓기나무로 다음과 같은 모양을 만들었습니다. 옆에서 본 모양을 바르게 그린 것은 어느 것입니까?



해설

화살표 방향으로 보면 왼쪽에서부터 차례로 1층, 1층, 2층으로 보입니다.

2. 다음 그림과 같은 모양에 대한 설명으로 옳지 않은 것을 모두 고르시오.



① 1층에 5개의 쌓기나무가 사용되었습니다.

② 2층에 3개의 쌓기나무가 사용되었습니다.

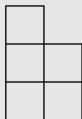
③ 앞에서 본 모양은  과 같습니다.

④ 사용된 쌓기나무는 모두 9개입니다.

⑤ 사용된 쌓기나무는 모두 11개입니다.

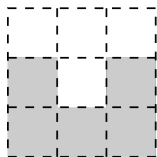
### 해설

앞에서 본 모양 :

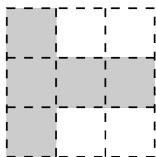


사용된 쌓기나무 개수 :  $2 + 2 + 3 + 1 + 1 = 9(\text{개})$

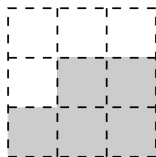
3. 다음은 쌓기나무로 쌓은 모양을 앞, 위, 옆에서 본 모양대로 그린 것입니다. 어떤 모양인지 고르시오.



(앞)

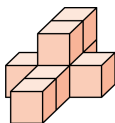


(위)

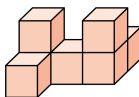


(옆)

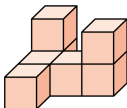
①



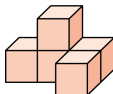
②



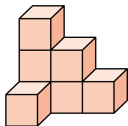
③



④



⑤



해설

위치에 따른 쌓기 나무를 잘 살펴 봅니다.