1. 다음 영어 알파벳 대문자 중 왼쪽으로 뒤집어도 처음 모양과 같은 것은 어느 것입니까?

① A ② B ③ C

④ D ⑤ E

2. 시계 방향으로 180°만큼 돌렸을 때의 모양이 같은 것은 어느 것입니까?

① 

② 

③ 

④ 

⑤ 

3. 도형을 오른쪽으로 뒤집고 시계 방향으로 90 °만큼 돌렸을 때의 도형은 어느 것입니까?

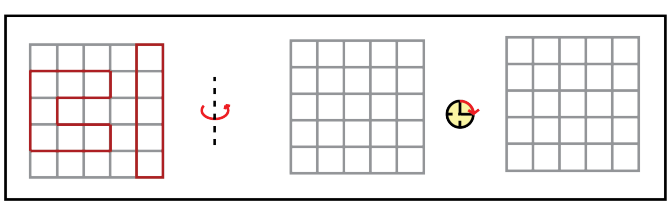

①
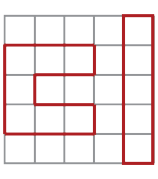

②
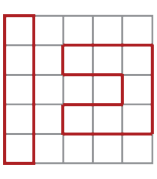

③
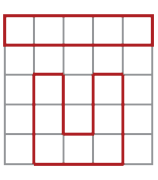

④
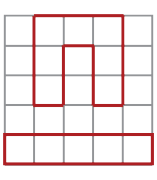

⑤
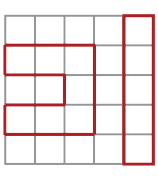

4. 다음 중 뒤집기 하여 같은 무늬를 얻을 수 있는 것은 어느 것입니까?

① 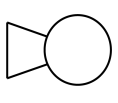

②

③

④

⑤

5. 오른쪽의 무늬는 왼쪽의 모양을 한 가지 방법으로 움직여서 만든 무늬입니다. 어떻게 움직여서 만든 것입니까?

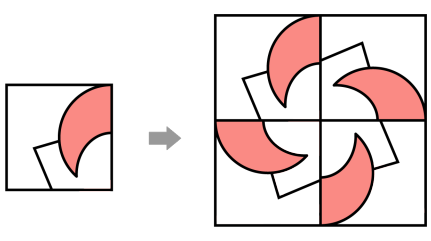

① 밀기 ② 뒤집기 ③ 돌리기

④ 밀고 뒤집기 ⑤ 뒤집고 돌리기

6. 다음 그림과 같은 모양 조각으로 만들 수 <u>없는</u> 무늬는 어느 것인지 고르시오.

①

②

③

④

⑤

7. 다음 중 뒤집기를 한 무늬와 돌리기를 한 무늬가 다르게 될 수 있는 모양은 어느 것입니까?

① 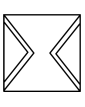

② 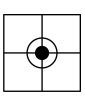

③ 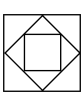

④ 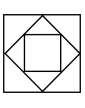

⑤

8. 다음 숫자 카드를 아래로 밀었을 때의 모양은 어느 것입니까?



① 

② 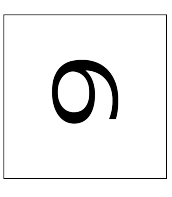

③ 

④ 

⑤ 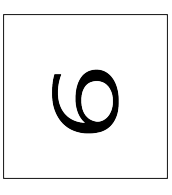

9. 다음 도형을 아래쪽으로 5번 뒤집었을 때의 도형은 어느 것입니까?

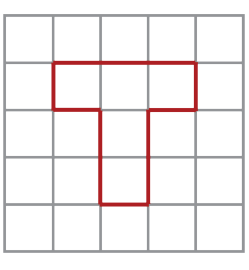

①
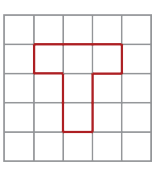

②
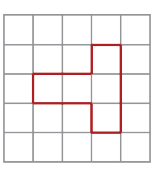

③
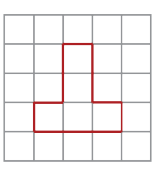

④
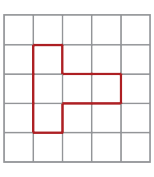

⑤
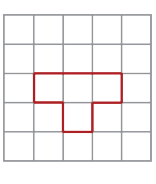

10. 다음 숫자 중 위쪽으로 뒤집었을 때 처음 모양과 같지 않은 것을 모두 고르시오.

① 0 ② 1 ③ 6

④ 8 ⑤ 9

11. 도형을 오른쪽으로 뒤집은 다음 다시 아래쪽으로 뒤집었을 때의 모양은 어느 것입니까?

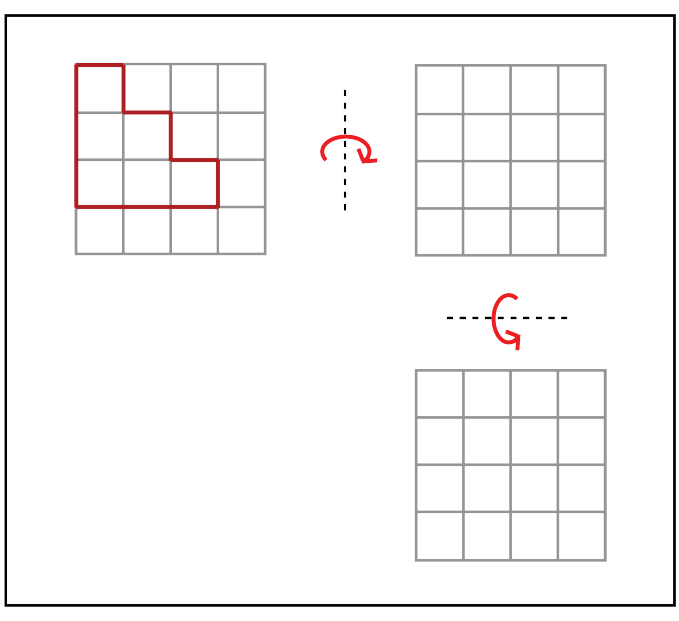

① 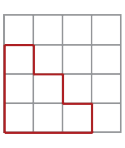

② 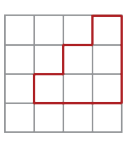

③ 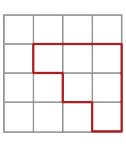

④ 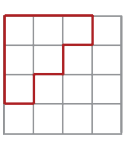

⑤ 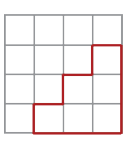

12. 다음 중 도형을 뒤집었을 때의 모양이 나머지와 다른 하나는 어느 것입니까?

① 오른쪽으로 4번 뒤집기

② 왼쪽으로 3번 뒤집기

③ 위쪽으로 2번 뒤집기

④ 아래쪽으로 6번 뒤집기

⑤ 오른쪽으로 1번, 왼쪽으로 1번 뒤집기

13. 도형을 아래쪽으로 뒤집고 시계 반대 방향으로 270 °만큼 돌렸을 때의 도형은 어느 것입니까?



①
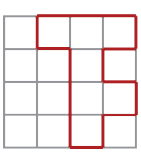

②
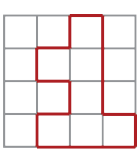

③
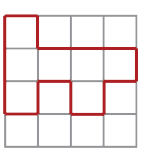

④
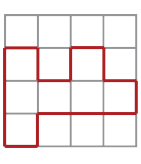

⑤
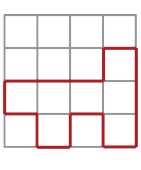

14. 도형을 위쪽으로 뒤집고 시계 반대 방향으로 90°만큼 돌렸을 때의 도형은 어느 것입니까?

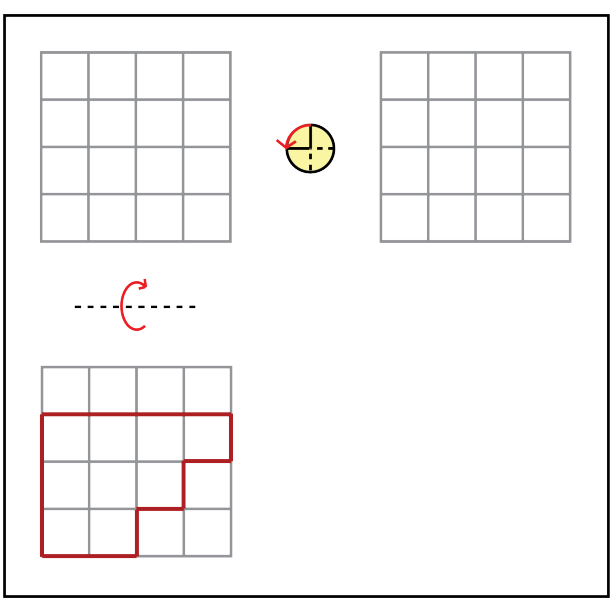

① 

② 

③ 

④ 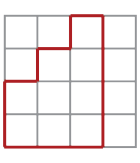

⑤ 

15. 다음 무늬 중에서 돌리기를 할 때와 뒤집기를 할 때, 원래의 모양과 같은 모양이 되지 <u>않는</u> 무늬는 어느 것인지 모두 골라라.

①

②

③ 

④ 

⑤