1. 다음 도형을 위쪽으로 6번 뒤집었을 때의 도형은 어느 것입니까?

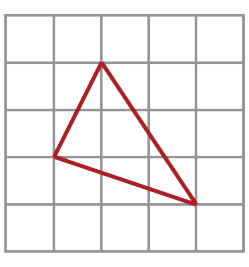

① 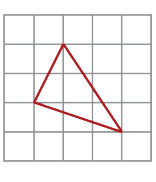

② 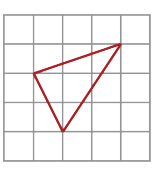

③ 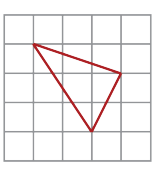

④ 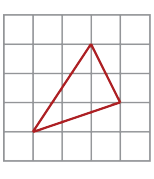

⑤ 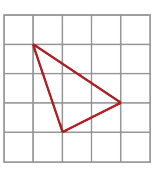

해설

도형을 같은 방향으로 6번 뒤집으면 처음 도형과 같습니다.

2. 다음 영어 알파벳 대문자 중 왼쪽으로 뒤집어도 처음 모양과 같은 것은 어느 것입니까?

① A ② B ③ C

④ D ⑤ E

해설

② B ③ C ④ D ⑤ E

3. 모양 조각을 시계 반대 방향으로 90°만큼 돌렸을 때의 모양은 어느 것입니까?

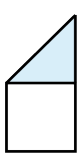

① 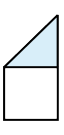

② 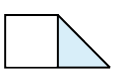

③ 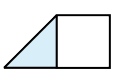

④ 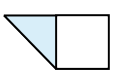

⑤ 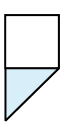

해설

모양 조각을 위쪽으로 뒤집으면 위쪽과 아래쪽이 서로 바뀝니다.

4. 도형을 시계 반대 방향으로 180°만큼 돌리고 오른쪽으로 뒤집었을 때의 도형은 어느 것입니까?

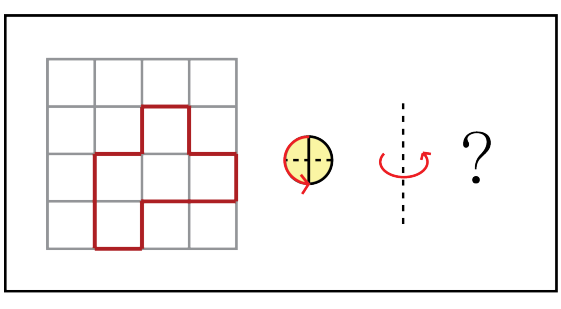

① 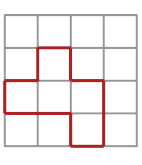

② 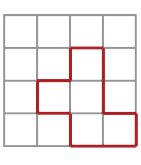

③ 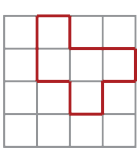

④ 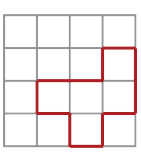

⑤ 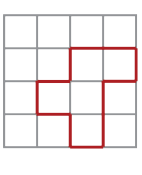

해설

5. 다음 중 뒤집기 하여 같은 무늬를 얻을 수 있는 것은 어느 것입니까?

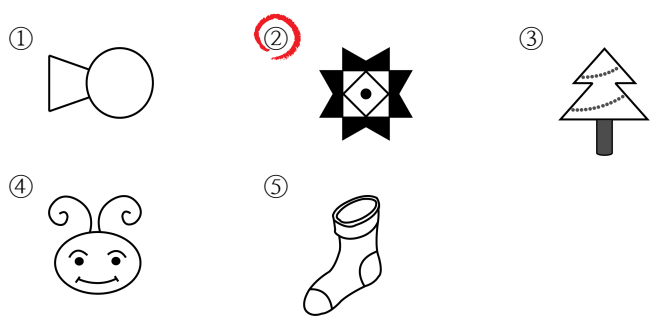

해설

뒤집기 하여 같은 무늬를 얻으려면, 좌, 우, 상, 하로 뒤집은 모양이 같아야 합니다.
따라서 정답은 ②번입니다.

6. 보기의 모양을 돌리기 한 모양이 아닌 것을 고르시오.

① 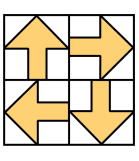

② 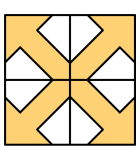

③ 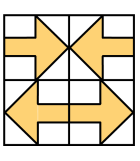

④ 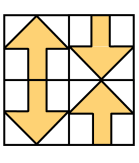

⑤ 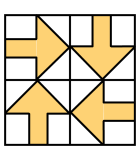

해설

②는 전혀 다른 모양입니다.

7. 왼쪽 무늬를 움직여서 오른쪽 무늬를 만들 수 있는 방법을 모두 나열한 것은 어느 것입니까?

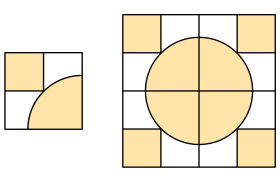

① 밀기 ② 돌리기

③ 뒤집기 ④ 밀기, 돌리기

⑤ 돌리기, 뒤집기

해설

* 뒤집기

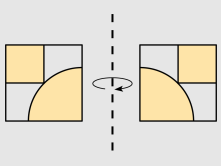

* 돌리기

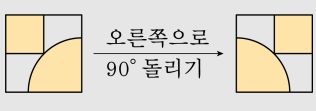

8. 다음 숫자 카드를 아래로 밀었을 때의 모양은 어느 것입니까?



① 

② 

③ 

④ 

⑤ 

해설

도형을 밀면 모양과 크기는 변하지 않습니다.

9. 다음 도형을 아래쪽으로 5번 뒤집었을 때의 도형은 어느 것입니까?

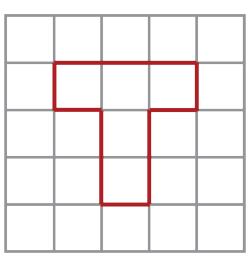

①
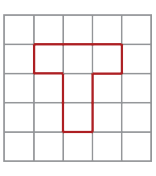

②
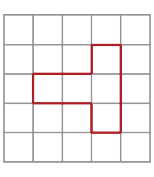

③
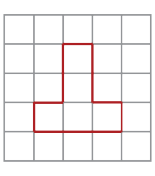

④
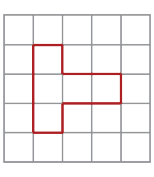

⑤
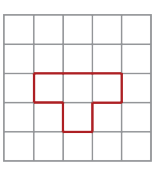

해설

아래쪽으로 5번 뒤집은 도형은 처음 도형을 아래쪽으로 1번 뒤집은 도형과 같습니다.

10. 다음 숫자 중 위쪽으로 뒤집었을 때 처음 모양과 같지 않은 것을 모두 고르시오.

① 0　② 1　③ 6

④ 8　⑤ 9

해설

③ 9　⑤ 9

11. 도형을 오른쪽으로 뒤집은 다음 다시 아래쪽으로 뒤집었을 때의 모양은 어느 것입니까?

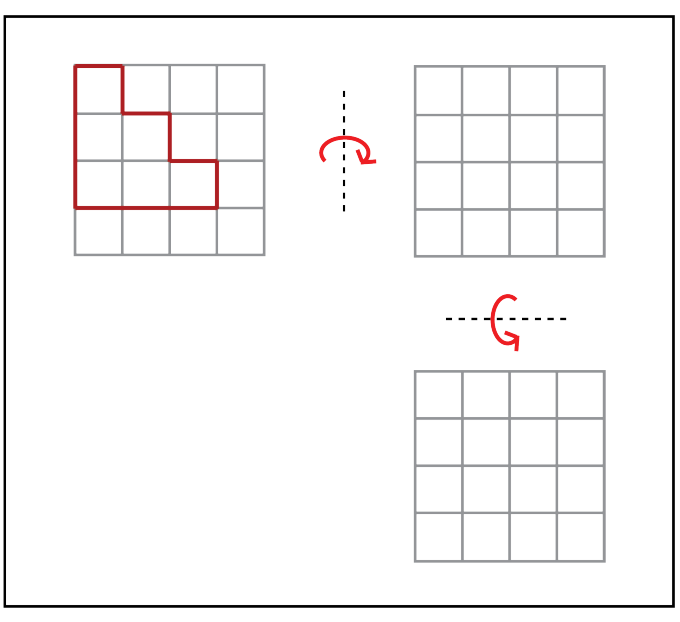

① 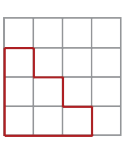

② 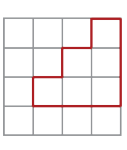

③ 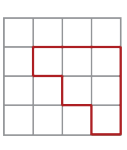

④ 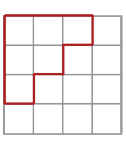

⑤ 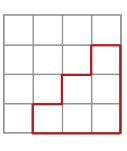

해설

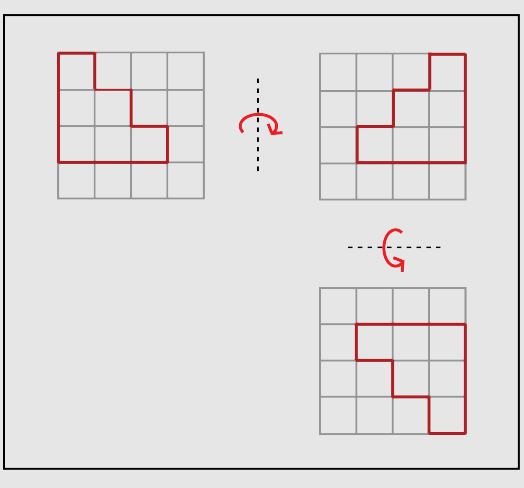

12. 다음 중 도형을 뒤집었을 때의 모양이 나머지와 다른 하나는 어느 것입니까?

① 오른쪽으로 4번 뒤집기

② 왼쪽으로 3번 뒤집기

③ 위쪽으로 2번 뒤집기

④ 아래쪽으로 6번 뒤집기

⑤ 오른쪽으로 1번, 왼쪽으로 1번 뒤집기

해설

①, ③, ④, ⑤ 처음 도형과 같은 모양입니다.
② 오른쪽과 왼쪽이 서로 바뀐 모양입니다.

13. 도형을 아래쪽으로 뒤집고 시계 반대 방향으로 270°만큼 돌렸을 때의 도형은 어느 것입니까?

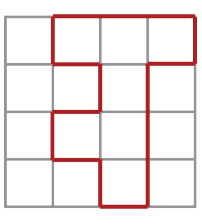

①
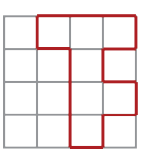

②
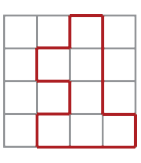

③
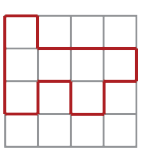

④
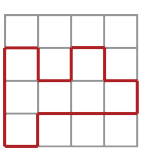

⑤
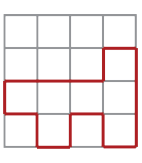

해설

14. 도형을 위쪽으로 뒤집고 시계 반대 방향으로 90°만큼 돌렸을 때의 도형은 어느 것입니까?

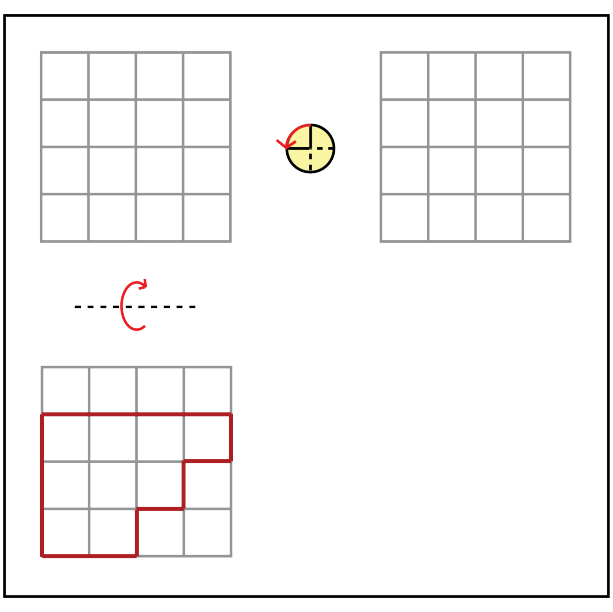

① 

② 

③ 

④ 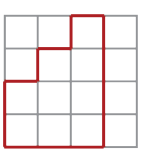

⑤ 

해설

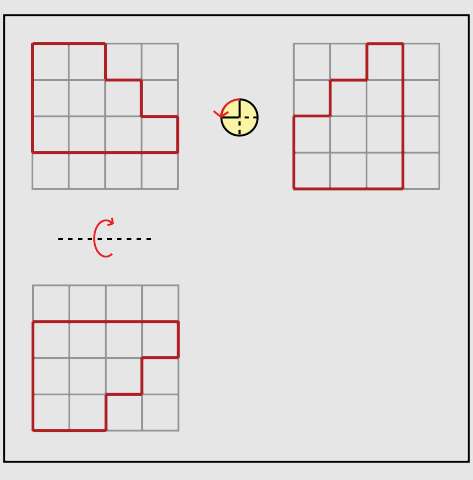

15. 다음 무늬 중에서 돌리기를 할 때와 뒤집기를 할 때, 원래의 모양과 같은 모양이 되지 않는 무늬는 어느 것인지 모두 골라라.

①

②

③

④ 

⑤

해설

③ 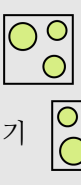

돌리기 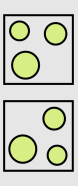

뒤집기

⑤

돌리기

뒤집기