1. 바탕 그림에 알맞은 쌓기나무를 ㉠,㉡,㉢에서 고르시오.

1		
2	1	1
1		1

㉠ ㉡ ㉢

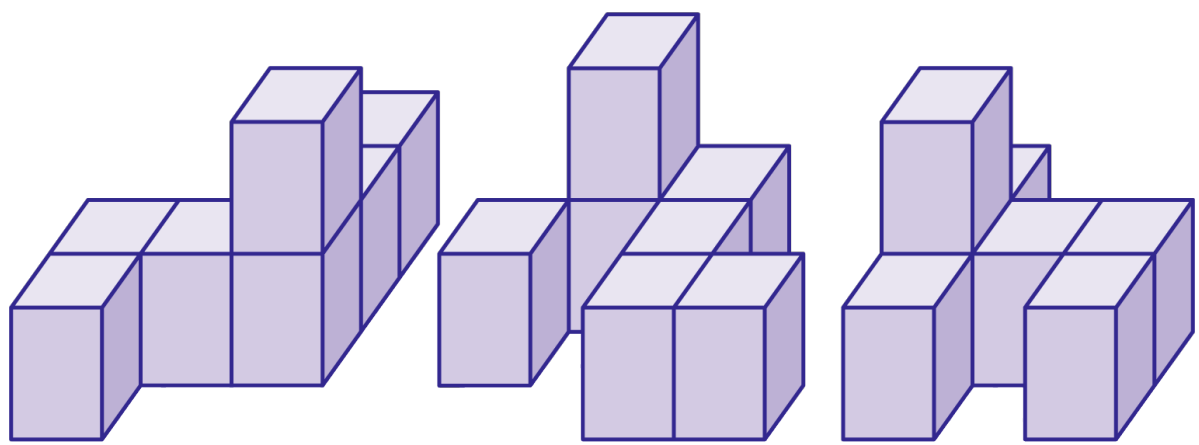

답 : _____

2. 그림과 같은 모양을 만들기 위해 필요한 쌓기나무는 모두 몇 개입니까?

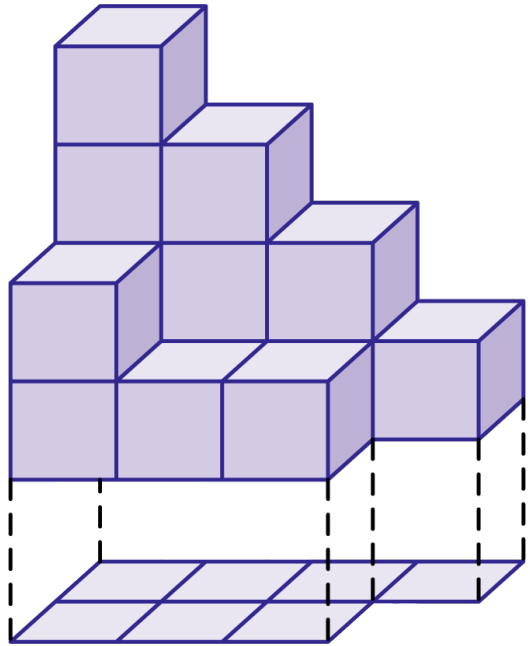

답: _____ 개

3. 다음 그림과 같은 모양을 만들기 위해서 쌓기나무가 몇 개 필요합니까?

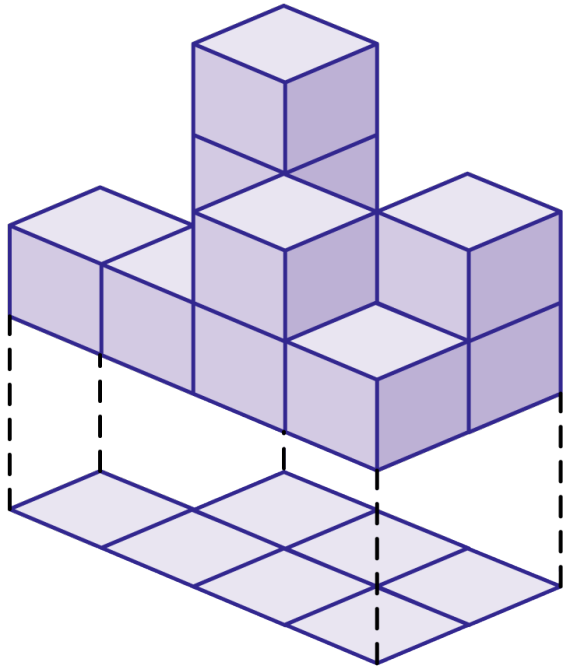

답: _____ 개

4. 그림과 같은 모양을 쌓는 데 필요한 쌓기나무의 개수를 위에서 본 모양에 나타낸 것 중 바른 것은 어느 것입니까?

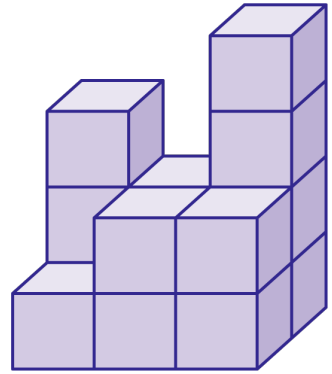

①

3	0	4
1	0	1
1	2	2

②

3	3	0	4
1	2	2	2

③

3	2	4
1	2	2

④

2	3	0	3
1	3	1	2

⑤

3	0	4	1
1	2	2	0

5. 다음은 쌓기나무로 쌓은 모양을 위, 앞, 옆에서 본 모양대로 그린 것입니다. 어떤 모양을 그린 것입니까?

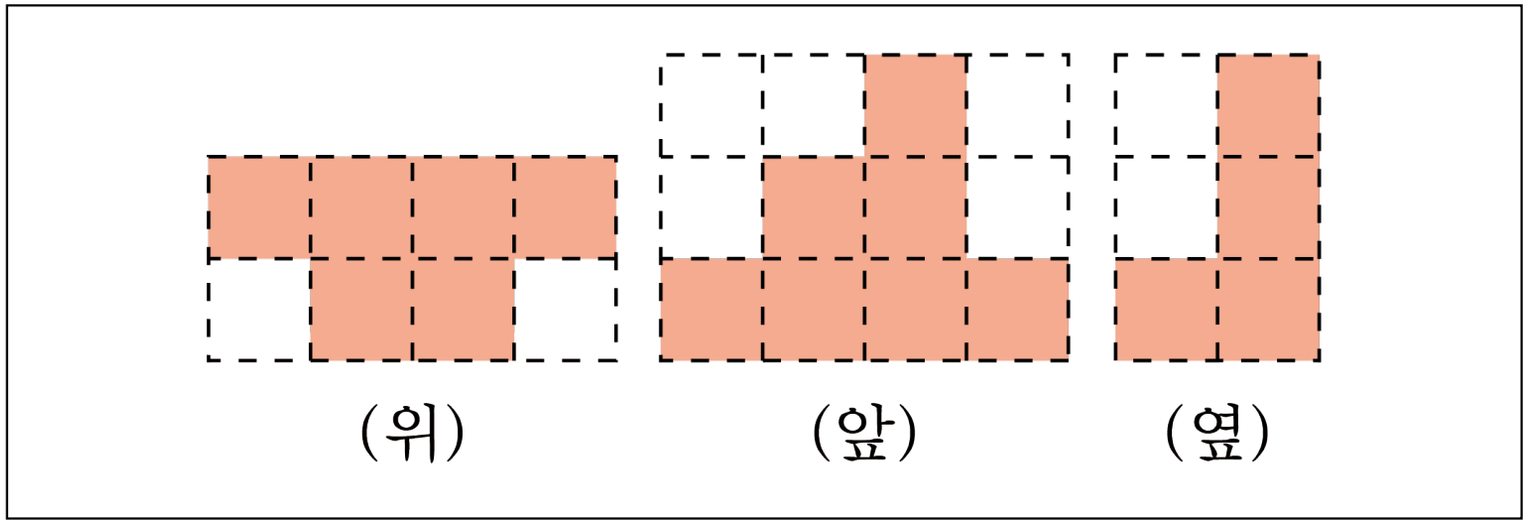

① 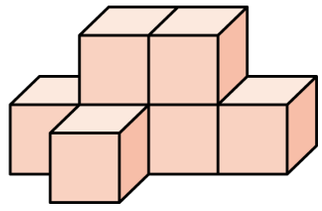

② 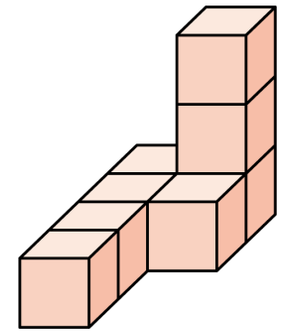

③ 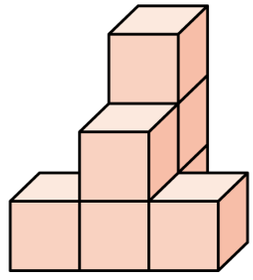

④ 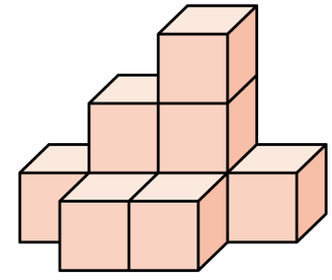

⑤ 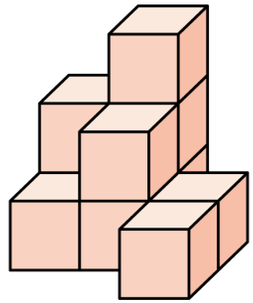

6. 다음과 같은 규칙으로 쌓기나무를 쌓으려고 합니다. 1층에 올 쌓기나무의 개수를 구하시오.

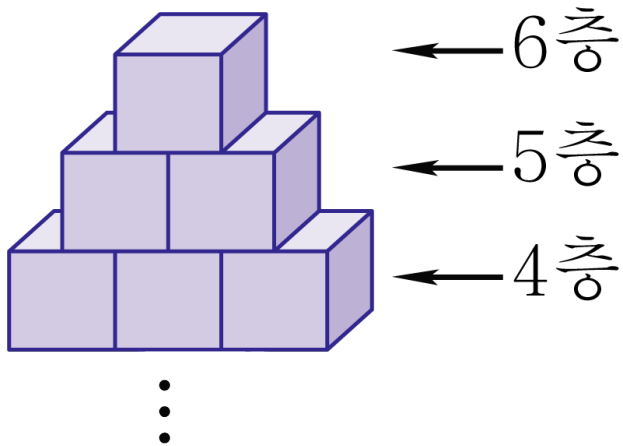

답: _____ 개

7. 다음에서 사용된 쌓기나무의 개수를 구하시오.

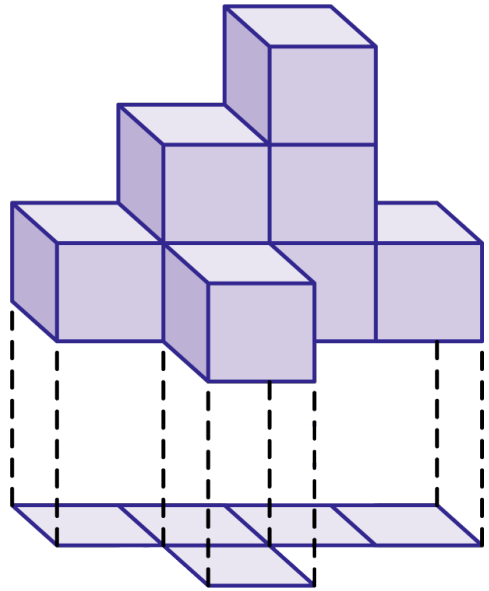

답: _____ 개

8. 위, 앞, 옆에서 본 모양을 이용하여 쌓기나무로 바르게 쌓은 것은 어느 것인지 구하시오.

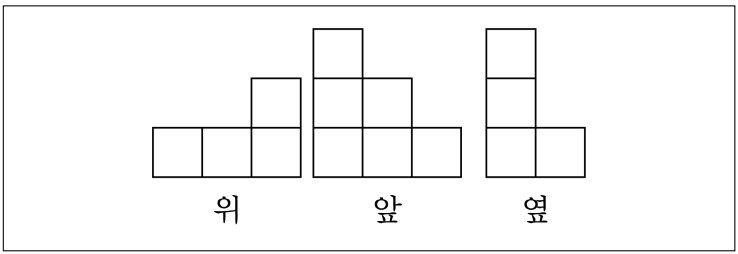

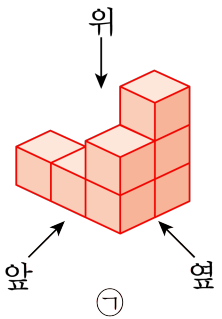

㉠

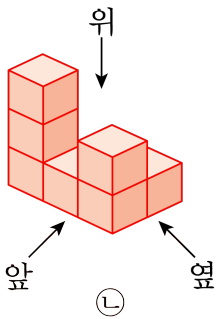

㉡

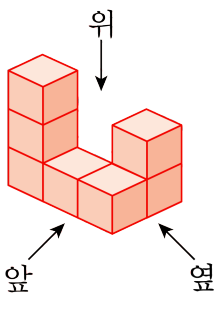

㉢

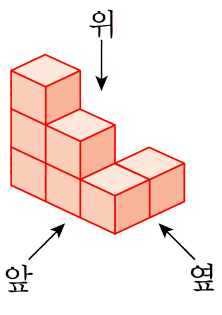

㉣

답: _____

9. 다음 쌓기나무 모양과 같은 모양은 어느 것입니까?

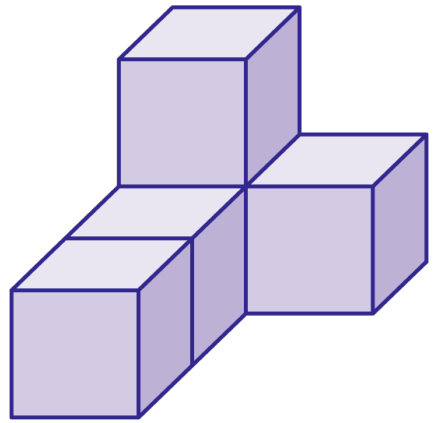

① 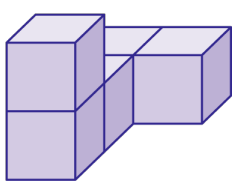

② 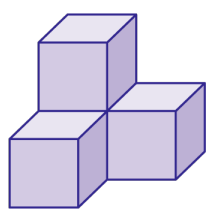

③ 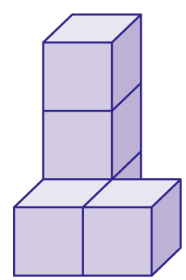

④ 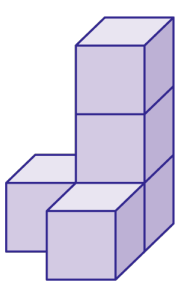

⑤ 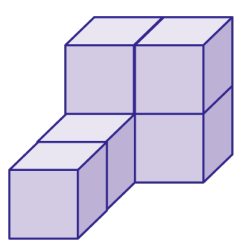

10. 다음 모양에서 오른쪽 모양으로 만들려면, 쌓기나무는 몇 개 빼내면 되겠는지 구하시오.

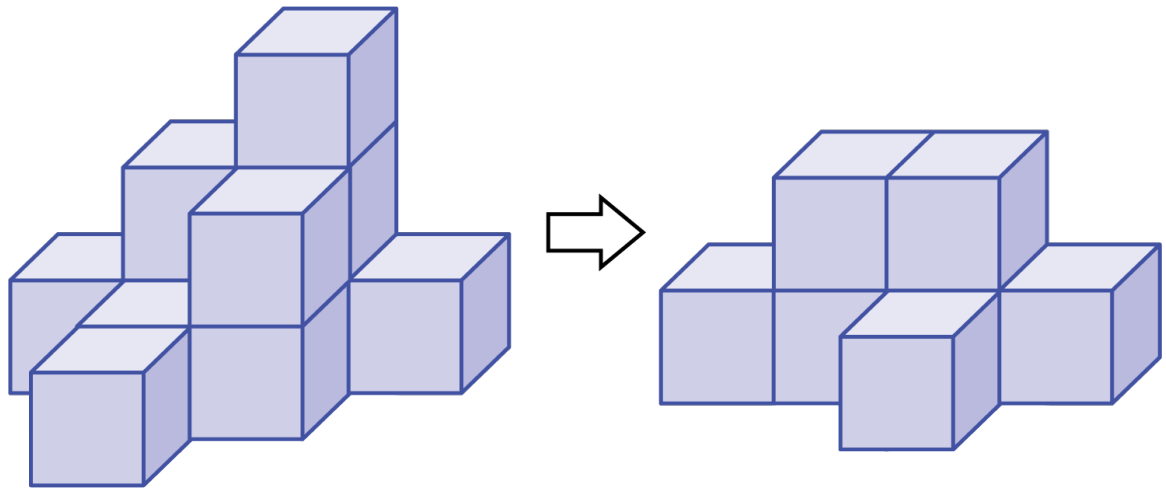

답: _____ 개

11. 다음 중 <보기> 의 쌓기나무로 쌓은 모양이 아닌 것은 어느 것인지 고르시오.

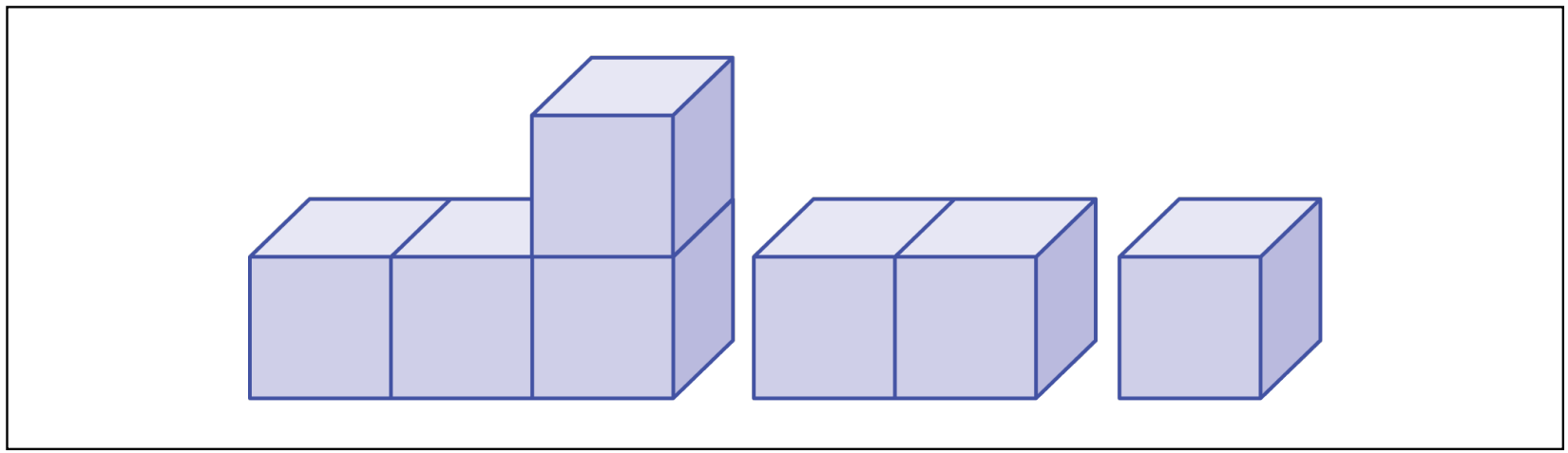

① 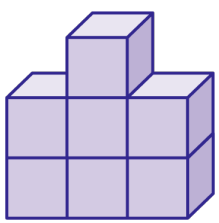

② 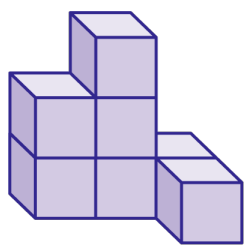

③ 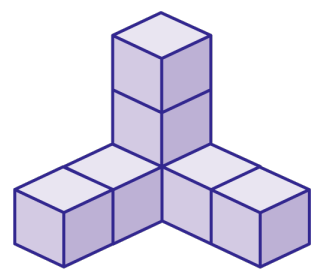

④ 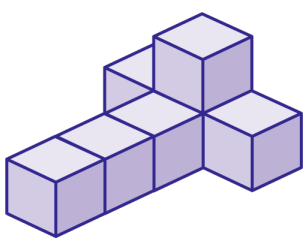

⑤ 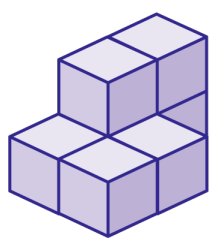

12. 다음 <보기> 의 모양 몇 개를 사용하여 다음과 같은 모양을 만들 수 있겠습니까?

[보기]

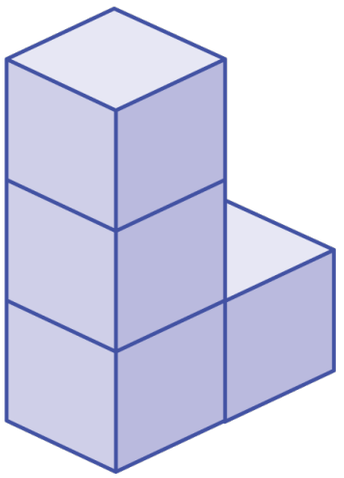

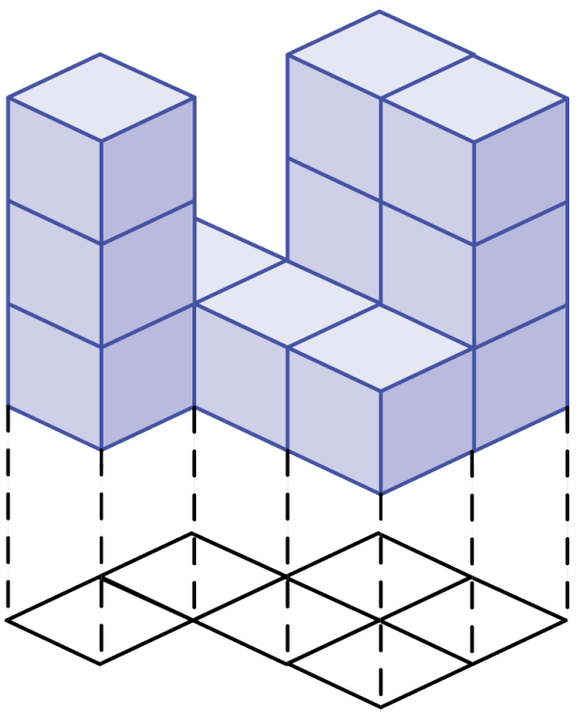

답: _____ 개

13. 다음 쌓기나무의 모양으로 만들 수 <u>없는</u> 것은 어느 것입니까?

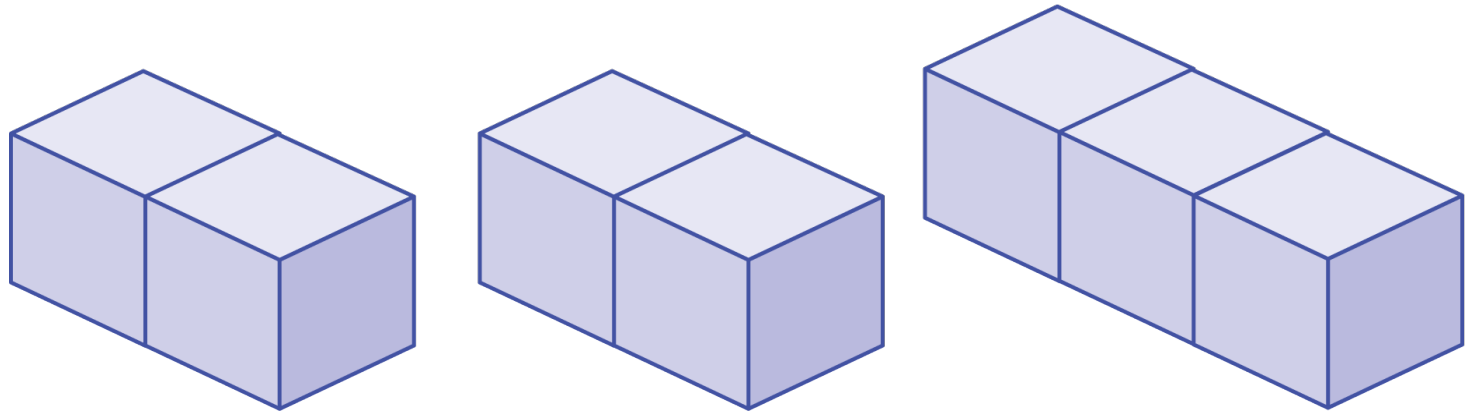

① 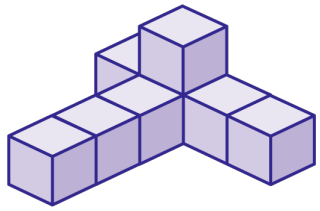

② 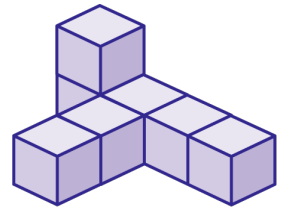

③ 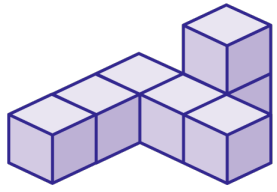

④ 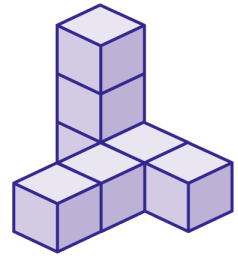

⑤ 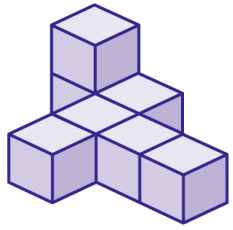

14. 다음 그림과 같은 규칙으로 쌓기나무를 쌓으려고 합니다. 쌓기나무 규칙으로 알맞은 것은 어느 것입니까?

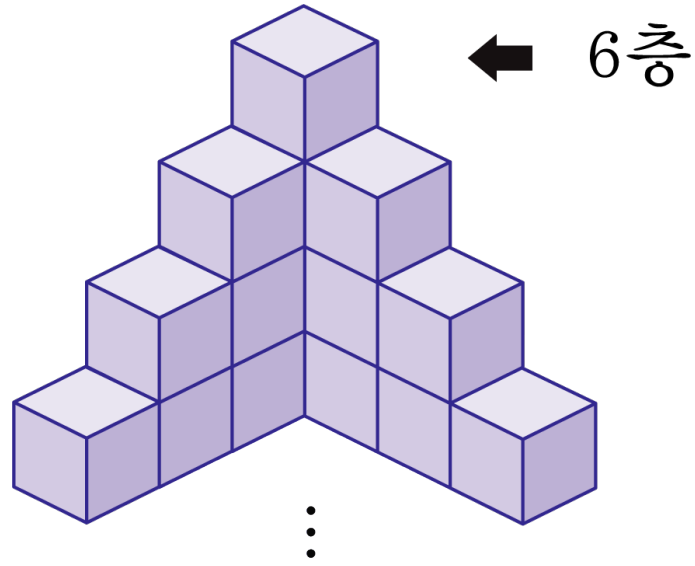

① 한 층씩 쌓을 때 마다 한 개씩 줄어듭니다.

② 한 층씩 쌓을 때 마다 엇갈리며 쌓여 있습니다.

③ 쌓기나무가 아래로 내려갈수록 2개씩 늘어납니다.

④ 쌓기나무가 아래로 내려갈수록 2개씩 줄어듭니다.

⑤ 쌓기나무가 아래로 내려갈수록 1개씩 늘어납니다.

15. 다음 그림과 같이 규칙에 따라 쌓기나무를 6층까지 쌓으려면, 쌓기나무는 모두 몇 개 필요합니까?

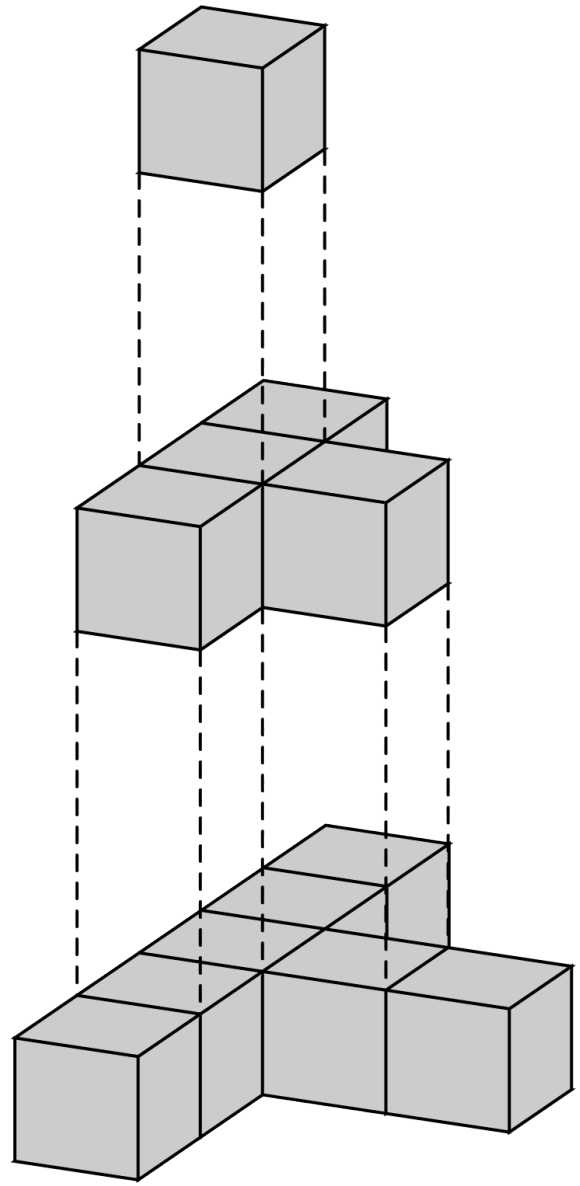

답: _____ 개

16. 쌓기나무를 다음 그림과 같은 방법으로 30층까지 쌓으려면 모두 몇 개의 쌓기나무가 필요합니까?

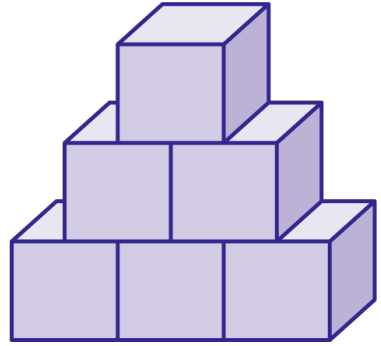

답: _____ 개

17. 다음과 같은 규칙으로 쌓기나무 모양을 만들어 가려고 합니다. 2층은 비어있고 1층으로만 놓인 쌓기나무가 9개 놓여지게 될 때, 사용된 쌓기나무의 전체 개수를 구하시오.

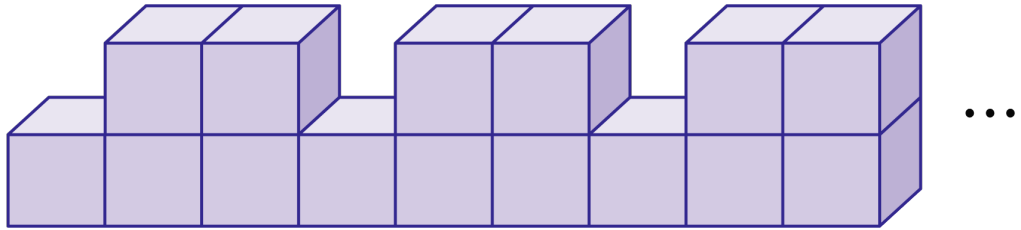

답: _____ 개

18. 다음 쌓기나무를 규칙에 따라 쌓을 때 대각선 상의 쌓기나무 개수가 19개일 때, 완성된 쌓기나무 개수는 모두 몇 개입니까?

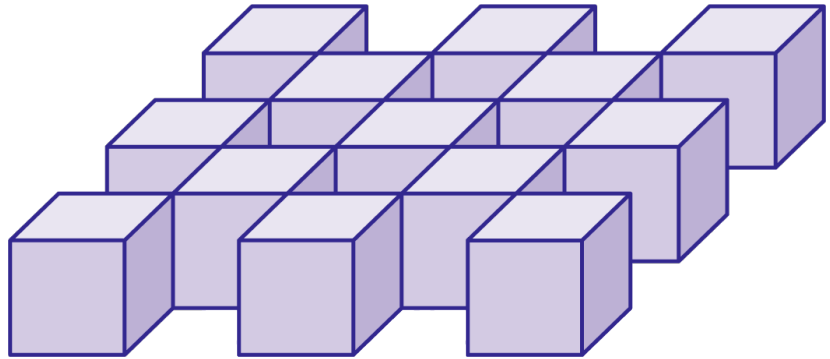

답: _____ 개

19. $\square$ 안에 있는 수는 그 위에 쌓을 쌓기나무의 수입니다. 완성된 모양을 어느 방향에서 본 것인지 ㉠, ㉡, ㉢ 중에 알맞은 기호를 ( ) 안에 써넣으시오.

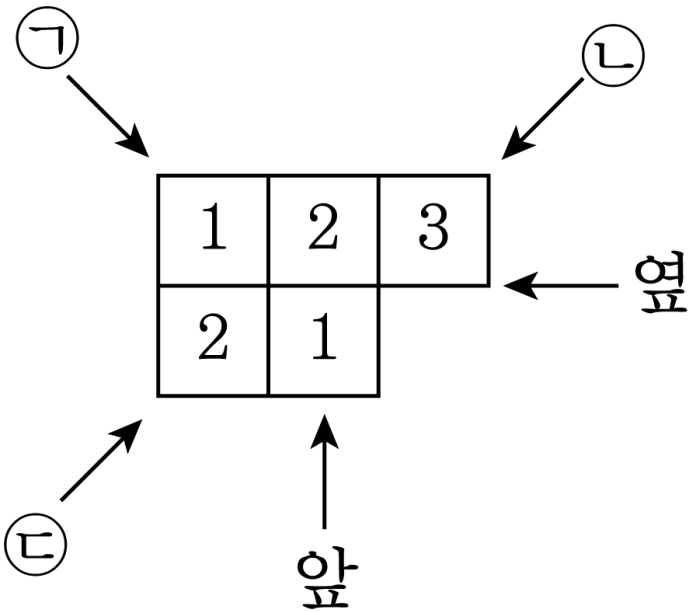

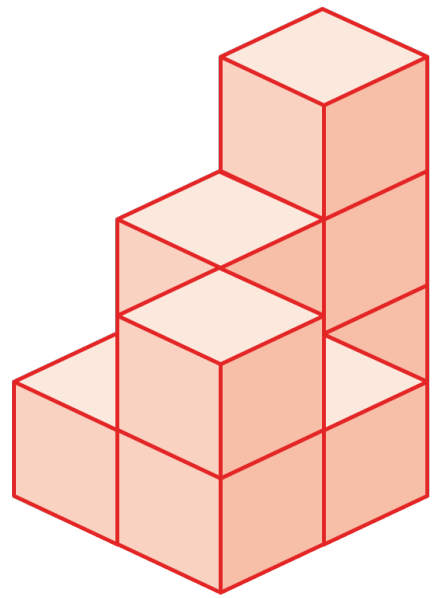

( )

답 : _____

20. 쌓기나무의 바닥에 닿은 곳을 제외한 각 면에 스티커를 붙이려고 합니다. 스티커는 몇 개가 필요합니까?

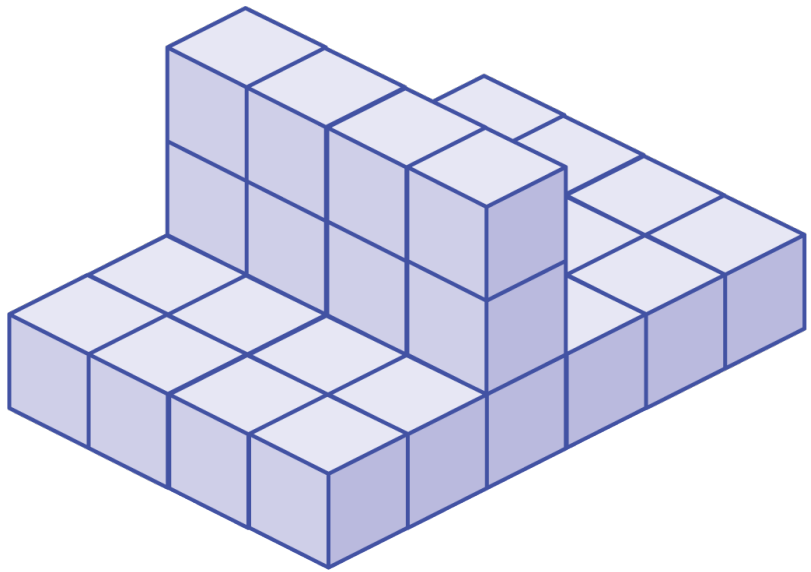

답: _____ 개